




Care Instruction for Tatami Products




1. Please make sure to wipe the "igusa" (the woven rush) side with dry cloth before first use.



2. Wipe with tissue when spilled with liquid. Also, make sure to wipe off any sweat after use.



3. Dry the mat in the shade regularly when weather permits for about 2 hrs.



4. Avoid leaving the mat in the car (or anywhere subject to direct sunlight).

Note

1. Color of tatami gradually changes from green to a golden beige. This is a natural process and does not affect function of the product.
2. Discontinue use if irritation occurs.